Wi-Fi Smart Switch

Model：TYTE-D1



Parameters:

Input voltage：AC 85V~250V
Max.Current: 16A
Wi-Fi Standard: Wi-Fi 2.4Ghz b/g/n+Bluetooth
Temperature display accuracy: 0.1℃
Radio Freqcency: 433Mhz
Working temperature: -20℃~70℃
Size: 96*53*31mm

Checklist before using the device

- Your smart phone or tablet has connected to a 2.4g WiFi with internet.
- You need to enable Bluetooth of the phone.
- You have the correct WiFi PWD.
- You smart phone or tablet must have access to APP store,Google play.
- Your router is MAC-open.

User Guide

1. You can download the App by searching "Tuya Smart" in mobile app stores or scanning the following QR code

2. Register an Tuya Smart account.
3. If you have Tuya Smart acconunt. just login.

Add devices

1. Reset the device first:
   if the network indicator blinking fast (0.5S/time) , skip the reset step.
   ① Power on
   ② hold down the Reset button for 6 seconds.until network indicator blinking fast(0.5s/time).

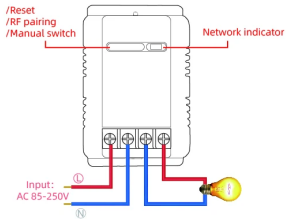

2. Clicking ＋ in the top right corner on tuya smart app.then click "Auto Scan", wait a few seconds, After the devices are found,Click "Next"

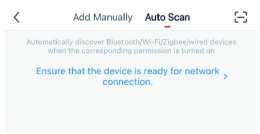

3. Select a 2.4GHz Wi-Fi network and enter your password.



4. Name your device.



5. When the network is disconnected, the switch will automatically switch to the Bluetooth control of the phone.
6. Click the on/off buttons on the APP can controldevice,Manual control switch also can be display real-time on the APP.

APP Function



Tip here to enter the full function operation interface.

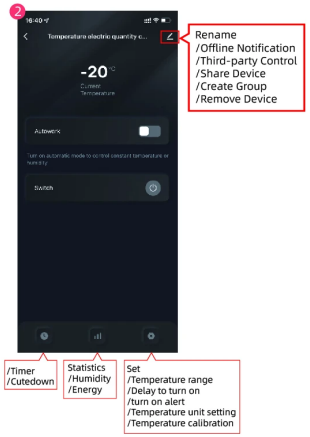

Remote control matches the code

Matching:
① hold RF Pairing button for 3 seconds you want to match,until RF Pairing indicator (blue light)is on.
② then long press the remote control button you want to match
③ loosen the remote control buttons, matching success



Clear code:
Long press the RF pairing button for 15 seconds (RF pairing indicator is always on), loosen the RF pairing button until RF pairing indicator(blue light) is off.

* note: the matching/clear code method is only available with RF function switch/module reference.

TROUBLESHOOTING

Enter the homepage of App,click the icon in the lower right corner of the interface to enter.

